

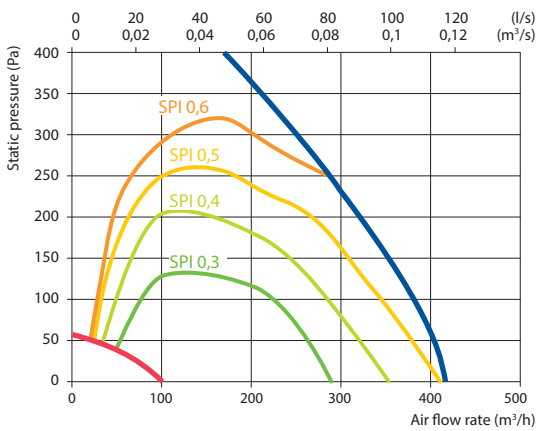
Domekt R 400 V C6M

Maximal air flow, m ³ /h	371
Maximal air flow, l/s	103
Reference flow rate, m ³ /s	0,072
Reference pressure difference, Pa	50
SPI, W/(m ³ /h)	0,3
Thermal efficiency of heat recovery, %	85
Electric air heater capacity, kW / Δt, °C	1/11,3
Supply voltage, V	1~230
Maximal operating current HE, A	6,5
Power supply cable, mm ²	3×1,5
Electric power input of the fan drive at maximum flow rate, W	114
Electric power input of the fan drive at reference flow rate, W	41
Noise power level, L _{WA} , dB(A)	37
Noise pressure level, L _{PA} , dB(A), (3 m)	27
Filters dimensions BxHxL, mm	428×231×46
Unit dimensions BxHxL, mm	495×561×598
Maintenance space, mm	600
Unit weight, kg	49



Performance

Unit with standard equipment



Accessories

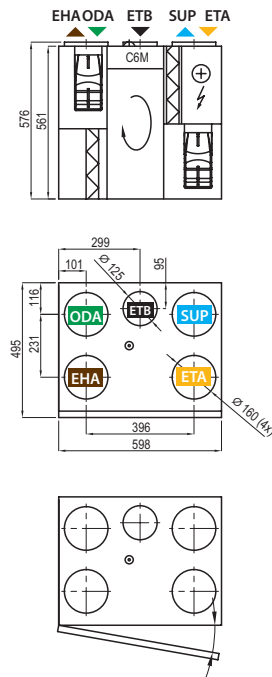
Closing damper	AGUJ-M-160+LF230/CM230	
Silencer	ODA/EHA	AGS-160-50-600-M
	SUP/ETA	AGS-160-50-900-M
Water heater	DH-160	
PPU	PPU-HW-3R-15-0,4-W2	
2-way valve (heater)	VVP47.10-0,4+SSF161.05HF	
Water cooler	DCW-0,4-3	
2-way valve (cooler)	VVP47.10-1,6+SSF161.05HF	
Outdoor grill	LD-160	
Water heater-cooler	DHCW-160	
DX cooler	DCF-0,4-3	
Cooling unit	MOU-12HFN8+KA8140	

Temperature efficiency

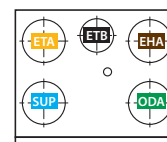
	Winter				Summer			
Outdoor temperature, °C	-23	-15	-10	-5	0	25	30	35
After heat exchanger, °C	15,3	16,5	17,2	18	18,7	22,5	23,2	24

indoor +22 °C, 20 % RH

Shown as right (R1)



Shown as left (L1)



- ▶ ODA – outdoor intake
- ▶ SUP – supply air
- ▶ ETA – extract indoor
- ▶ EHA – exhaust air
- ▶ ETB – additional extraction connection (by-pass – extraction without heat recovery)